

a bit more aesthetic...

enta[®]ceram



Vormenkaart
Mould chart
Formenkarte
Carte de formes
ceramic

enta[®]

NL

prிடிடெnta b.v. beschikt over een grote ervaring wat betreft productontwikkeling en de vervaardiging van porselein en acryl prothese-elementen. prிடிடெnta b.v. werkt nauw samen met verschillende universiteiten in binnen- en buitenland.

Enta[®] tanden en kiezen voldoen aan de hoogste eisen wat betreft sterkte, slijtvastheid, anatomische vormgeving en natuurgetrouwe karakterisering en kleur.

Enta[®] producten voldoen aan alle internationale standaarden en normen. De A1-D4 benaming correspondeert met de Vita kleurring. Dit is bedoeld als oriëntatie, niet als vergelijking. Vita is geen geregistreerd merk van prிடிடெnta b.v.

GB

prிடிடெnta b.v. has had large experience concerning research and development and the production of porcelain and acrylic teeth. prிடிடெnta b.v. cooperates closely with several dental universities in the Netherlands and abroad.

Enta[®] teeth meet the highest requirements in respect of strength, grind ability, anatomical forms, natural characterization and shades. Enta[®] products meet all international standards.

D

































prிடிடெnta b.v. verfügt über eine große Erfahrung hinsichtlich Produktentwicklung und Herstellung von Prothesenzähnen aus Kunststoff und Keramik. prிடிடெnta b.v. arbeitet eng mit Universitäten in den Niederlanden und aus dem Ausland zusammen.

Enta[®] Zähne genügen höchsten Anforderungen im Hinblick auf ihre Stärke, Schleifbarkeit, anatomische Formgebung und naturgetreue Charakterisierung und Farben. Enta[®] Produkte entsprechen allen internationalen Normen.

F

prிடிடெnta b.v. a une grande expérience en ce qui concerne la recherché, le développement et la production de dents en porcelaine et en résine. prிடிடெnta b.v. collabore avec des universités aux Pays-Bas et à l'étranger.

Les dents Enta[®] répondent aux critères, les plus exigeants en ce qui concerne la robustesse, la possibilité de rectifier, la forme anatomique et la reproduction des couleurs naturelles. Les produits Enta[®] satisfont à toute les normes internationales.

anterior's upper		upper anterior teeth 5 moulds					
Central	Central	Set of					
L1	W1	W2					
S10					9,50	7,40	41,80
S20					11,20	8,50	46,10
S30					11,40	8,80	46,70
S40					11,70	9,00	48,10
S50					12,90	9,10	50,10
anterior's lower		lower anterior teeth 3 moulds					
Central	Central	Set of					
C1	C1	So2					
S2					8,70	5,30	36,00
S4					8,70	5,30	37,00
S6					9,50	6,00	39,50



ISO 3336: 1993
ISO 4824: 1993

- All moduls are illustrated actual size
- Available in A0 - D4, including B0
- The dimensions are in millimetres (mm)
- The A1 - D4 designations correspond to the Vita shade guide
- This is meant to be a guide, not a match
- Vita is not a registered trademark of prிடிடெnta b.v.

anterior
upper

upper anterior teeth
27 moulds

Central L1	Central W1	Set of W2
---------------	---------------	--------------

anterior
upper

Central L1	Central W1	Set of W2
---------------	---------------	--------------

110



8,60	7,50	41,00
------	------	-------

270



12,10	9,10	48,00
-------	------	-------

120



10,00	8,00	42,00
-------	------	-------

280



10,20	8,70	48,20
-------	------	-------

130



8,90	7,80	43,00
------	------	-------

310



8,50	7,20	39,2
------	------	------

140



9,80	8,50	43,50
------	------	-------

320



9,10	7,70	42,20
------	------	-------

150



9,90	8,40	45,50
------	------	-------

330



9,40	7,90	43,00
------	------	-------

210



9,40	7,60	41,50
------	------	-------

340



10,40	8,10	43,00
-------	------	-------

220



9,90	7,60	43,00
------	------	-------

350



8,90	7,90	43,50
------	------	-------

230



10,30	8,20	44,50
-------	------	-------

360



9,70	8,00	44,00
------	------	-------

240



9,60	8,20	45,20
------	------	-------

370



10,80	8,50	46,00
-------	------	-------

250



10,00	8,60	47,00
-------	------	-------

380



9,50	8,40	47,00
------	------	-------

260



10,90	8,80	47,00
-------	------	-------

410



9,20	7,80	42,00
------	------	-------

anterior
upper

Central L1	Central W1	Set of W2
9,70	8,10	43,50

anterior
lower

Central L1	Central W1	Set of W2
7,30	5,20	33,50

420



70



430



72



440



74



450



76



460



78



anterior
lower

lower anterior teeth
15 moulds

Central L1	Central B1	Set of B2
8,30	4,60	30,00

80

Central L1	Central W1	Set of W2
9,20	5,60	36,50

60



82



62



84



64



86



66



88



68



8,70	5,00	33,00
------	------	-------

10,50	6,50	42,80
-------	------	-------

posteriors
lower upper

posterior teeth
9 moulds

1/2 Set of
W3 W4
1. Molars

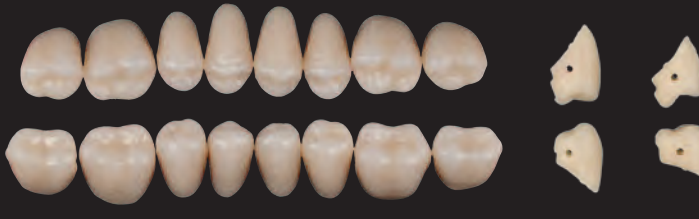
E2



28,80 8,20

31,60 8,10

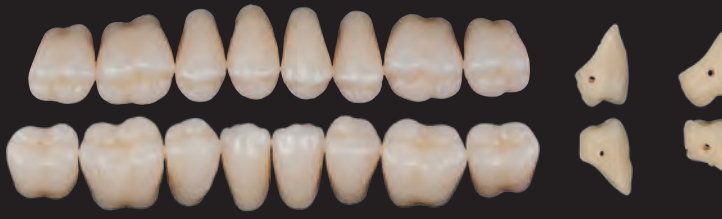
E4



30,50 8,70

32,50 8,50

E5



33,50 10,00

35,80 9,00

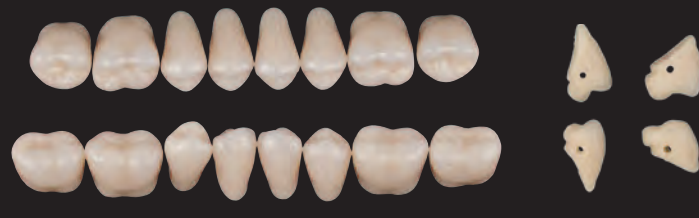
H4



29,40 8,30

31,50 7,20

292



29,60 7,90

32,20 7,60

312



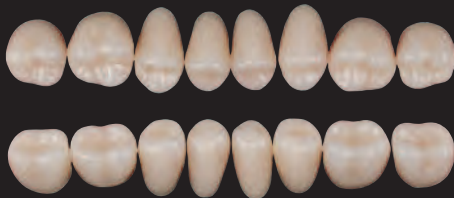
31,30 8,80

34,50 8,80

posteriors
lower upper

OPTIFORM 3 moulds

30



1/2 Set of
W3 1. Molars
W4

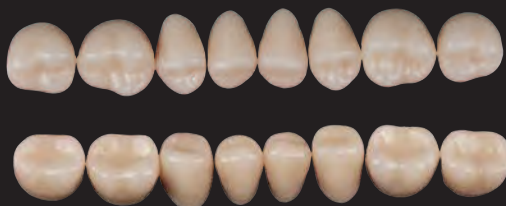
30,40 8,70
30,10 7,70

34



33,50 10,00
33,60 8,80

34S



33,30 9,30
33,40 8,60

L1 Length 1:
Length of the central incisors without the cervical [in mm]

W1 Width 1:
Width of the central incisors [in mm]

W2 Width 2:
Width of the total set [in mm]

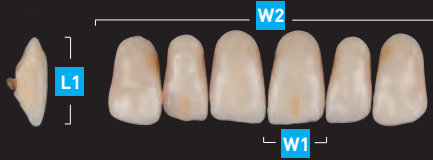
W3 Width 3:
Width of the half set [in mm]

W4 Width 4:
Width of the first molar [in mm]

anterior
upper

upper anterior teeth
11 moulds

L42C



Central	Central	Set of
L1	W1	W2

10,60	7,70	42,40
-------	------	-------

M42C



9,80	7,70	42,40
------	------	-------

M45C



10,00	8,20	45,40
-------	------	-------

S45C



9,20	8,20	45,40
------	------	-------

M48C



11,00	8,80	48,40
-------	------	-------

M51C



11,80	9,50	52,40
-------	------	-------

M45CA



9,80	8,10	45,40
------	------	-------

M45FA



10,10	8,10	45,40
-------	------	-------

S48FA



10,30	8,90	48,60
-------	------	-------

L46CS



10,80	8,20	44,30
-------	------	-------

L46FS



11,00	8,40	44,80
-------	------	-------

anterior
lower

lower anterior teeth
5 moulds

M42



Central	Central	Set of
L1	W1	W2

9,20	4,90	32,00
------	------	-------

M45



34,00	5,50	34,00
-------	------	-------

M48



10,20	5,80	36,00
-------	------	-------

S42



7,70	5,00	33,00
------	------	-------

S48



9,30	5,80	36,00
------	------	-------

a bit more personal...

Your enta contact

Do you still have any questions or would you like to arrange for a personal consulting session? We look forward to your call or e-mail.



enta b.v.
Brouwerijbaan 10
4615 AA Bergen op Zoom
The Netherlands

Phone: +31 (0)164.23.74.54
Fax: +31 (0)164.23.53.12
E-Mail: info@enta.nl
Internet: www.enta.nl